



BYOC

2023



Redwood School

* please head to the school website to access the links



What is

BYOC

In Years **5 & 6**, students have the **option** of bringing their own Chromebook (BYOC). This allows the classes at these year levels to have close to one to one devices. Students are provided with their own Google account, which is monitored and overseen by teachers through the use of Hapara Teacher Dashboard.



Why it's

IMPORTANT?

Digital technology is a powerful learning tool that prepares our students for a rapidly changing future. Used in the right way, they have the ability to enrich, enable, and ultimately transform learning. By supporting our students to become discerning and fluent users of digital technologies, we are preparing our students to be creative and curious, life-long learners.

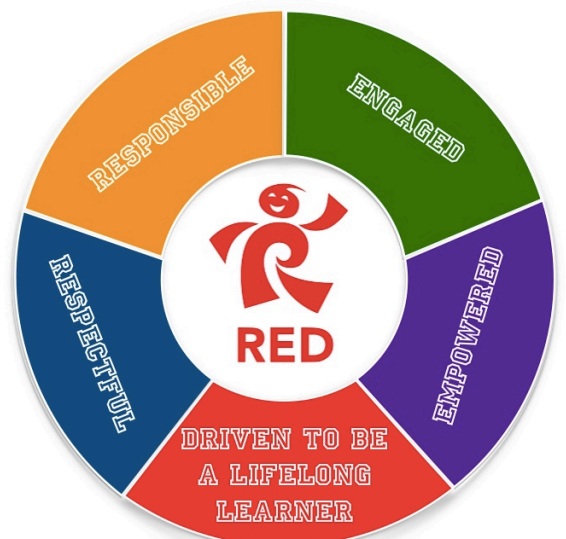
The Digital Technology Curriculum

Our BYOC programme is supported by the 2020 implementation of the newly revised Technology Curriculum which now includes aspects related to Digital Technologies. The new outcomes focus on students ability to learn not just with digital technologies, but about them too. Children will learn basic computer science principles and how to create digital outcomes. Officially integrating the new Curriculum reflects what is already happening in classrooms across New Zealand.

Links to

RED

BYOC allows students to learn how to interact **RESPECTFULLY** online. Students can take **RESPONSIBILITY** for their own learning and digital footprint. BYOC enables teachers to **ENGAGE** and **EMPOWER** students with their learning. Being digitally competent is essential for being a **LIFELONG LEARNER**.





FAQ

BYOC at Redwood School



Redwood School

What other benefits does BYOC provide?


- ★ Providing learning experiences not otherwise possible
- ★ Enabling connections beyond the classroom
- ★ Access to a variety of resources (websites, apps, experts and more)
- ★ Bridging the home-school gap through tools such as Google Drive and Seesaw
- ★ Growing positive digital-citizens
- ★ BYOC will allow more access for students and personalised learning

Why has the Chromebook been selected as a device?

- ★ Good battery life
- ★ Versatile and durable
- ★ Value for money
- ★ Quick start up
- ★ Single-sign on access across Google products, Seesaw and many other online programmes.
- ★ They allow us to manage the device through Chrome Management Education Console

What Chromebook should I buy and where from?

You can view and purchase a number of popular choices through our [Redwood Noel Leeming parent portal here](#). You are not obliged to buy from this portal. We also recommend exploring PB Tech.



Tips for purchasing a Chromebook:

- ★ Shop around to seek the best deal.
- ★ Look carefully at price, specifications, bundled deals and durability.
- ★ Find out what support is provided should it need repairs.
- ★ Ensure it IS a Chromebook otherwise it is not allowed.



Why are Year 5 - 6 students selected for 'Bring Your Own Chromebook?'

Digital technologies are integrated across all year levels at Redwood School. When children reach Kererū syndicate, they have learnt the necessary skills to develop their level of responsibility, independence and digital literacy. This ensures a smooth transition to a one-to-one ratio (or close to) environment.

Do I have to buy a Chromebook for my child?

Although encouraged, BYOC at Redwood is voluntary. We understand everyone's circumstances are different. We will continue to invest in technology for our school and all Kererū classrooms will have some Chromebooks to use. BYOC allows enhanced access for all learners and it enables hardware to be spread more evenly throughout the school. The more people commit, the greater the benefits are for all.

Is there anything I/my child needs to sign?

Yes, prior to the Chromebook coming to school two forms need to be signed and returned to school. One is the Digital Citizenship agreement which you and your child sign each year and the second is a separate BYOC agreement. **These will be handed out on the first day of Term 1, 2023.**

Where will the devices be stored when not in use?

Children are required to put their device in their classroom's locked cupboard at any time they are not in use.

How do I insure my Chromebook?

You are responsible for the insurance of your device, whether at school or at home. Often, devices taken outside the home are not covered by contents insurance. Some retail companies may provide accidental damage as part of their extended warranties. We encourage you to seek the advice of the retailer or own insurance company.


Can my child charge their Chromebook at school?

In most cases, no. It is expected that Chromebooks come to school fully charged.

How do you manage workflow and activity?

With Hapara Dashboard, we are able to manage the number of Chromebooks in our classrooms. We can:

- ★ Assign tasks and gather responses
- ★ Provide feedback and collaborate with our students
- ★ Direct students to specific website only
- ★ View students real-time and retrospective activity



You can find more information about Hapara [here](#)

What systems are in place related to the security of...

My Child?

- ★ Online Safety explicitly taught
- ★ Digital Citizenship agreement
- ★ BYOC agreement
- ★ N4L filtering network - filters inappropriate content
- ★ Hapara Teacher Dashboard - online teacher supervision
- ★ Children are unable to use a device unsupervised

Their Chromebooks?

- ★ Devices are securely locked away during break times
- ★ Devices may not be lent to other students
- ★ Students may be asked to share their screen, but the owner of the Chromebook remains in control
- ★ Children are required to take their Chromebooks home each day

What specifications should the Chromebook have?

There really is little variety among Chromebooks. You can expect to pay more for bigger screen dimensions or a touch screen. Generally 11.6" screen and 4GB memory will suffice. We recommend getting a feel for a Chromebook in store by clicking the mousepad and moving around the cursor to check it responds well.

What other information can you provide?

The Ministry of Education has guidelines for parents on digital learning [here](#). [Netsafe](#) also offers valuable online safety support. Should you have further questions, contact your teacher or the Kererū Team Leader, Caitlin Arlidge (caitlinarlidge@redwood.school.nz).